


*CFM Machine has successfully proven to be a state of the art technology within the last 14 years!*  
VINCENT INDUSTRIE's (VI), worldwide known equipments perfectly combine performance, quality and price.



## Coil Forming Machine (CFM)

The CFM machine has been designed for your manufacturing projects of copper coils for power and motors



### Quality

VI machines take into account the industry's most drastic reliability regulations.

With VINCENT INDUSTRIE, you will benefit from our products quality, all the expertise of a specialized machinery company and our 35 years extensive know-how in the field of industrial processes.

### Performance

VI designs only top technology equipment and constantly updates innovating features to our new machines. A token of reliability and performance only VI can assure.

### Reliability

Top energy market leaders rely on with over 300 hundred machines all around the world. VI can also take care of installing equipment, training your employees and maintaining all our products in order to ensure an optimal usage.

This machine robustness is a guaranty of longevity.

### Flexibility

Every VI machine is adaptable to better suit our client's needs and to perfectly incorporate into your workshop.

### CFM Machine

It is the 3<sup>rd</sup> link in the chain of an automated manufacturing line for power generator coils and/or bars. Manufacturing process automation increases precision and productivity in addition to a far better production control at every step.

### Functioning

Designed for manufacturing coils, user needs to enter parameters, then to load the coil and finally to wait until cycle end. Machine shaping units are equipped with brushless motors allowing a maximum level of flexibility.

### Main advantages

- Ability to form smoothly all types of coils (standard, trapezoidal, flat);
- High forming accuracy ( $\pm 1$  mm) ;
- Only 1 tool to shape all evolvent area covering all machine capacity range;
- More than 40 satisfied customers in the world ;
- Ideal for fast production, without stressing the copper, without jig and allowing better electrical characteristics.

V2.3- June 2014

### CONTACT

WEB: [www.gemo-tec.com](http://www.gemo-tec.com)  
E-MAIL: [info@gemo-tec.com](mailto:info@gemo-tec.com)

GEMO-TEC LTD  
Rothusstrasse, 23  
CH-6331, Hünenberg, Switzerland

# SPECIFICATIONS

## Dimensions

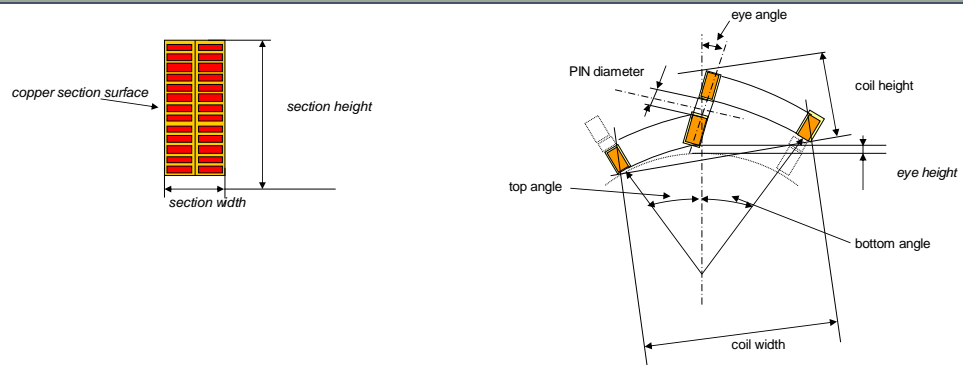
Machine (Example)		2004	4008	5012
Installed (L x W x H)	[m]	5,5 x 4,5 x 2,5	8,5 x 5 x 3,5	10 x 5 x 3,5

## Technical specifications (Min – Max)

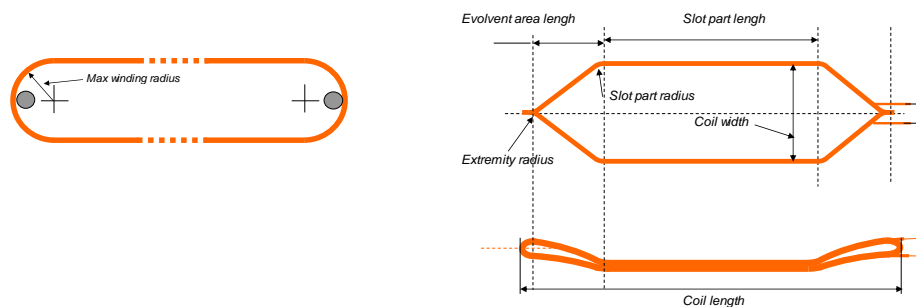
Section ( $H_{Min-Max} \times W_{Min-Max}$ )	[mm]	10 – 30 / 5 – 15	10 – 65 / 5 – 25	15 – 75 / 5 – 25
Copper section surface	[mm <sup>2</sup> ]	40 – 400	40 – 1200	60 – 1400
$\varnothing_{Min-Max}$ PIN / extremity radius	[mm]	10 – 25 / 10 -25	15 – 40 / 15 - 40	20 – 50 / 20 -50
Slot part radius	[mm]	10 – 25	15 – 40	20 – 50
Trapezoid gap	[mm]	0 – 80	0 – 120	ND
Loop length	[mm]	290 – 2000	480 – 4000	1400 – 5000
Slot part length	[mm]	150 – 1300	240 – 2240	800 – 3200
Evolver area length	[mm]	70 – 230	120 – 560	300 - 1000
Eye angle / eye height	[° / mm]	0 – 30 / $\geq 0$	0 – 30 / $\geq 0$	0 – 30 / $\geq 0$
Top / bottom angle	[°]	0 – 60 / 0 – 60	0 – 75 / 0 – 75	0 – 45 / 0 – 45
Coil Length x Height ( $L_{Min-Max} \times H_{Min-Max}$ )	[mm]	290 – 2000 / 35 – 220	480 - 4000 / 44 – 540	1400 – 5000 / 50 – 470
Coil Width ( $W_{Min-Max}$ )	[mm]	120 – 400	180 – 800	360 -1200
Overbending opening angle	[°]	0 – 15	0 – 15	0 – 10
Maximum winding radius	[mm]	140	140	NA
Cycle time / adjustment time	[min]	1 / 10 – 45	2 / 10 – 75	2 / 10 – 90
Weight	[kg]	8200	14500	25500

## Main definition

### Section & angles



### Diameter, winding, evolver and slot part



## CONTACT

WEB: [www.gemo-tec.com](http://www.gemo-tec.com)  
E-MAIL: [info@gemo-tec.com](mailto:info@gemo-tec.com)

GEMO-TEC LTD  
Rothusstrasse, 23  
CH-6331, Hünenberg, Switzerland

